

TEECO

Topics

Jul Aug Sept 2025



Serving the Propane Industry Since 1946

News, Information and Products for the LP-Gas Equipment Professional

2025 REBATE PROGRAMS




Industry and Manufacturers' Rebates Available for 2025

Visit www.TeecoProducts.com. Click on Industry Links at the top of the page, find the propane association(s) that apply to your region, then click the link to go directly to their Rebate Page.

See Inside...

- In Memory of Bob Weston Page 1
- Outside the Box Page 2
- Mike Hopsicker, NPGA Chair Page 3
- Out & About With Teeco Page 4-5
- Teeco Team Promotions Page 5
- Product Spotlights Page 6-7
- Teeco Tech: Taking A Pump Out of Service Page 7
- What's Your Clever Use for Teeco Swag? Page 8



IN LOVING
Memory ♥

Robert Vincent Weston

October 10, 1932 — June 9, 2025

Bob Weston was born October 10, 1932 in Lee Summit, Missouri. Bob enlisted into the United States Air Force and retired as an award-winning Air Force Recruiter

in Salt Lake City Utah, in June 1973 after a 21-year long career. After he got out of the Air Force, he went to work for Cal Gas. He later came to work for Teeco repairing Neptune register heads.

His work would sometimes take him to remote sites, such as ski resorts. During this time, he worked with Teeco legends such as Stoney, Paul, Doug, Jeff, and others. He loved his work and being with the guys.

After Teeco, Bob started his own business, Weston Meter and Calibration, a unique and sought after service that repaired and calibrated liquid propane dispensing components all over Northern California.

Sometimes, when his grandkids would visit, he'd take them on the road with him. He taught them how to do calculations for a gear change, and they'd give him the figures as he did his work.

There were many occasions when he was on his way home from a job, that he'd get a phone call from a customer who found out he was in the area and they'd ask him to come by to do work for him. So he'd call home and let his wife know he was staying another night.

Bob had a passion for flying and held a Private Pilot's license along with an Instrument rating. As a young man he enjoyed riding motorcycles, hunting, fishing and anything outdoors. In his later years he and his wife, Thelma, enjoyed weekend lunches while searching for lost treasures at Garage and Estate Sales.

The Teeco Family sends our sincere condolences to the Weston Family. Bob will be remembered fondly by all who had the pleasure of knowing him.



Quality LP Gas Products from a Company You Can Trust

Outside the Box

With Jay Stephens

President and CEO
Teeco Products, Inc.



Summertime means BBQ Season. Not too long ago, I was reminded how important safety is involved in the propane industry. My wife and I recently attended a friendly outdoor BBQ party. We noticed the BBQ went out and our friend went to re-light it. We spoke and then yelled to open the lid first – to no avail. As we backed quickly away from the BBQ, our host pushed the ignitor and blew the lid off. Luckily, he was not hurt – DNA already took care of his hair, so he only received a small ‘tan’. Most of us propane veterans know that you cannot rely on luck in our industry.

It all comes down to spreading your knowledge to your friends, employees, colleagues and customers. Thankfully, our industry is also full of manufacturers, suppliers, distributors and product reps who put safety before the bottom line.

Please walk-the-walk and talk-the-talk. At Teeco, Ray Murray and our fellow distributors – we hold safety talks, continuing education sessions, virtual

meetings and in-person periodic safety meetings. Whether it is in business, hobbies, sports or personal life, we cannot emphasize enough how important safety is.

With our industry experiencing the merry-go-round of retirees and incoming rookies, we all must put safety first. Doing things the correct way provides peace of mind to all employees, friends and family – although I am sure my friends outside the industry get tired of listening to me... except my friend with the extra tan forehead.

Jay Stephens

Words to live by –

“We are what we repeatedly do. Excellence then, is not an act, but a habit.”

- Aristotle, Philosopher

TEECO Topics is published four times yearly by TEECO Products, Inc. as a service to our customers. 3,000 copies are distributed to customers and selected LPG industry leaders.

President
Jay Stephens

Vice President of Administration & CFO
Gary Childress

Purchasing Manager
Mike Cooper

Regional Sales Manager, California, Hawaii, Nevada
Gary Morse

Operations Manager, Sacramento, CA
Randy Rothschiller

Regional Sales Manager, Pacific Northwest
Randy White

Operations Manager, Auburn, WA
Ray Gutierrez

Regional Sales Manager, Upper Rocky Mountains/ Midwest
Mike Lorenz

Regional Sales Manager, Four Corners
Gavin Sharp

Operations Manager, Rapid City, SD
Dean Travis

Marketing Manager
Mary Clements

TEECO Corporate Headquarters
16881 Armstrong Avenue
Irvine, CA 92606
800-854-3463
or 949-261-6295
FAX 888-854-3463
or 949-474-8663



Stay Connected With **TEECO**



The Very Best in LP-Gas Products Since 1946



Industry News & Events ♦ Training Opportunities ♦ Featured Products ♦ Job Postings and More!

Keep up with the latest from your friends at Teeco!

Sales and Service

TEECO Sacramento, CA Superstore
Sales, Fabrication, Engineering & Construction
7471 Reese Road
Sacramento, CA 95828
800-225-6621 or 916-688-3535
FAX: 888-225-6621 or 916-689-1219

TEECO Rapid City, SD
414 E. Blvd. N.
Rapid City, SD 57701
800-843-8660 or 605-342-2802
FAX 888-843-8660 or 605-342-4942

TEECO Auburn, WA
1601 Pike Street N.W.
Auburn, WA 98001
800-426-9456 or 253-735-0222
FAX 888-426-9456 or 253-735-1008

Website: www.teecoproducts.com
Email: info@teecoproducts.com

To Receive your copy of Teeco Topics via email, please send your request to mary@teecoproducts.com

SAFETY FIRST: Tips from the Pro

Installing a Propane Tank For a Propane Generator

By Rob Scott

What are the specific permitting requirements for installing a propane tank for a propane generator?

How do local regulations or codes vary regarding the installation of propane tanks? What additional safety measures should be considered when installing propane tanks near a generator?

Recently, I have received many calls asking for help with permitting propane tanks for propane generators. First, we need to understand the setback requirements for placing an ASME tank, which can range from 10 to 25 feet depending on the tank's size; and yes, the generator is a source of ignition. NFPA states that the distance from a building or property line is measured from the closest part of the tank, and the distance to a source of ignition is measured from the openings on the tank to anything below the valve openings.

You will need to determine the fuel requirements. Most manuals specify this in cubic feet per hour rather than in BTUs or gallons per hour. Consulting the NFPA 58 properties of LP gas can be helpful, as it provides information on the conversion between BTUs and cubic feet, as well as the BTUs per cubic foot of propane. This data will help size the tank to meet load requirements, because system size can vary. Recently, California passed Assembly Bill 251, which requires facilities that use a generator as their alternative source of power to maintain sufficient fuel onsite to sustain generator operation for at least 96 hours or to make Emergency arrangements with the supplier for fuel delivery in the event of an emergency. If fuel is to be delivered during an emergency event, the facility must ensure that fuel is available without delay.

One facility contacted one of our members regarding the supply of their system. This facility had to undergo a major generator upgrade to meet the requirements; they would be replacing one 20 kW unit with two 100 kW units. The first question is: What gallon-per-hour demand, at a 75 percent load, equals 15.1 gallons per hour? Since they are using vapor, how many containers would you need to meet the new 96-hour supply requirement, or would you be willing to sign an emergency fill agreement?

You will find that most facilities lack sufficient free space to accommodate the number of tanks needed to meet the requirements. In this case, the facility could use between 2,800 and 3,050 gallons over the 96-hour period. This is not a regular tank set, so you may have to think outside the box. One solution may be to use underground tanks and a vaporizer to supply vapor to the system. According to NFPA container setbacks, the setback is only 10 feet for underground tanks with a capacity of up to 2,000 gallons. The last thing you need to know before investing a lot of time in this is that the state now allows Care Facilities to use natural gas to run the generators.



Mike Hopsicker Sworn In As NPGA Chair



Pictured above: Trent Hampton, Lakes Gas; DD Alexander, Global Gas; Mike Hopsicker; Tom Van Buren, Pico Propane; Chad Kroening, Belke Bottle Gas.

“It is a great honor to represent RMI and Teeco in the industry!”

- Mike Hopsicker

Mike Hopsicker got his start in the propane industry in 1996 as President & CEO of Agway Energy Products. Agway Energy Products was a large marketer of heating oil, diesel, gasoline and propane to over 500,000 customers in the northeast US. His involvement with the NPGA also began in 1996, serving as a Board member.

He joined Ray Murray, Inc. in 2005 as President & CEO, and a minority partner. He has been the controlling interest majority owner and Chairman of the Board since 2014. In his time at the helm of RMI, Mike has lead the strategic acquisition of several companies; the latest being the addition of Teeco Products into the RMI Family of Companies.

During his NPGA Chair acceptance speech, he took a moment to reflect on some of the leaders who came before him. “I am very honored to be elected as your Chairman... And it is certainly humbling to think of all the great people and leaders that have held this position over those almost 30 years.”

He also gave sincere thanks to his family and underscored the influence of past NPGA Chair, Ray Murray III. “I owe a huge thank you and debt of gratitude to my mentor, and friend - Ray Murray! Thank you for all you have done to support and council me, and provide leadership and friendship along the way.”

From all of us in the Teeco and RMI Family, Congratulations, Mike!



Cassandra Barry, RMI; Mike Hopsicker; Ray Murray, Andrew Vogl, RMI; Casey Harvey, RMI.





Steve Kaminski, CEO NPGA, Mike Hopsicker, Trent Hampton, DD Alexander

Out & About With



Mike Lorenz at the North Dakota Propane Convention

Teeco's Regional Sales Manager for the Rocky Mountains and Midwest, Mike Lorenz, attended the North Dakota Propane Gas Association's annual meeting and convention, held at the Rough Riders Hotel in Medora, ND. This year's events included training sessions on cathodic protection and increasing your AutoGas sales, as well as a general membership meeting and plenty of time for fun and hanging out with industry friends.



Jay & Gavin at the CO / NM Convention

The Colorado & New Mexico Propane Gas Associations held their annual joint convention in June in beautiful Albuquerque, New Mexico. Representing Teeco at the event were Jay Stephens, President, and Gavin Sharp, Regional Sales Manager, Four Corners.

The program included meetings, educational sessions, a tradeshow, golf and cornhole (of course!).



Madison River Propane Customer Appreciation Events with Mike Lorenz

Our Resident Grillmaster, Mike Lorenz, has had a busy travel schedule, as usual. In addition to tradeshow and visiting his customers across the Rocky Mountains and Midwest, he took time to flip some delicious burgers at Madison River Propane's annual Customer Appreciation events. This year, the Montana based company held events at all four of their locations; Ennis, Townsend, Belgrade and Columbus.



Valley Wide Co-Op Customer Appreciation Event with Mike Lorenz

On his travels this Summer, Teeco Regional Operations Manager, Mike Lorenz, happened upon an event where our customer was celebrating their customers! Valley Wide Co-Op was throwing a Customer Appreciation Day at their Pinedale, WY location.

Pictured to the right are Tyler Maxfield, Valley Wide Energy Location Manager for Pinedale, WY and Anthony Owens, Valley Wide Energy Location Manager for Driggs, ID and Thayne, WY.

They were planning an additional Customer Appreciation Day at their Soda Springs, ID location the following day.

Congrats to our friends at Valley Wide Co-Op on their successful events!



Teeco's Free Pump Training Day With Gary Morse

Teeco joined forces with Smith Pumps and Corken to present hands-on training sessions from both manufacturers for a day of training in Oxnard, CA. This event was free to Teeco customers.

The Corken Pumps section was led by Teck Yap of Corken. Attendees learned about Coro-Flo Pump: Applications, Installation, Differences Between C, DL & FF Models; Coro-Flo Troubleshooting, Service Training and B166 Bypass Valve Installation & Setting.

The Smith Pumps portion was presented by CJ Smith & Dan Glassburn of Smith Pumps. Class participants gained comprehensive knowledge on the operation, maintenance, and servicing of Smith Pumps, including essential sizing, installation, troubleshooting, and application criteria to make well-informed purchasing decisions and keep equipment running smoothly.

A tasty fajita bar lunch was catered by the Hilton Garden Inn.



Training sessions featured Hands-on pump repair with live product

EXCITING TEECO NEWS!

Two Longtime Teeco Employees Promoted To New Positions

Amidst the many changes and opportunities the past few months have brought, two Teeco Family Members are stepping into new roles.

Mike Cooper Promoted to Purchasing Manager

Mike began his career in the propane industry in 1982, as a warehouse worker at Cal Gas Corp. He later went to work for Pacific Carburetion Assemblies Inc. (PACA), working in customer service and purchasing. When Teeco purchased PACA in 1989, Mike moved on to Teeco's order desk, and in the mid 90's began doing the purchasing for the Sacramento, CA location. He was promoted to Fabrication Operations Supervisor in 2006, and later to Regional Operations Manager of Teeco Sacramento.


In his new role, he will manage and oversee all purchasing functions for Teeco Products.



Randy Rothschiller Promoted to Regional Operations Manager

Randy's introduction to the propane industry happened around 40 years ago with Cal Gas. He came to Teeco in 2016 as Fabrication Manager. He has filled many roles during his time in the industry, including Driver, Service Tech, and Purchasing, to name a few.

In his new role, Randy will continue to manage Teeco's Fabrication Department and will add the operations of Teeco's Sacramento warehouse to his responsibilities.



Congratulations to Both of These Gentlemen!!



Any hose... Any application

Teeco is your authorized Smart-Hose distributor, with solutions for your transports, storage tank systems... and everything else.



The Smart-Hose Safety System is built into a stainless steel metal hose to prevent or eliminate the catastrophic consequences of a hose separation resulting from a pull away or major hose rupture.

In the event of such an occurrence, the Smart-Hose Safety System will shut off the flow of product in both directions, instantly upon hose separation.

The Smart-Hose® Safety System incorporates an internal cable connected to normally unseated “Valve Plungers” (for LL1 Series) or “Valve Flappers” (for LL3 Series) located on each end of the cable. The integrated valves will instantly stop product flow if a catastrophic failure occurs. **No human intervention is required to activate the system. No special installation required!**

Some of the most common sizes are shown here, however custom lengths and options are available to fit your specific needs.

DOT Certified 1 1/4” LPG Smart-Hose (LL1)

Textile Braid LPG Hose, 316 SS, 350 PSI WP Poppet style valve

Part #	Description
R09-010-33-0180-0-21-21	1 1/4" X 15', MNPT X MNPT
R09-010-33-0222-0-00-00	1 1/4" X 18' 6", FNPT X FNPT

DOT Certified 2” LPG Smart-Hose (LL3)

Textile Braid LPG Hose, DOT Certified, 316 SS, 350 PSI WP Flapper style valve

Part #	Description
R09-016-32-0180-0-00-00	2" X 15', MNPT X MNPT
R09-016-33-0222-0-00-00	2" X 18' 6", FNPT X FNPT

Contact your Teeco Representative for information on **Smart-Hose Breakaway Assemblies** and the **Smart-Hose Refurbishing Program**.

*Smart-Hose offers a 12 Month Warranty on their products to be free from faulty materials or manufacturing defects from the date of delivery.

Secure Your Tanks With Minute Man Tank Anchors



Item #	Description
EZ-1346	36" Double Helix Anchor
EZ-1284	50" Double Helix Anchor
EZ-2375	Galvanized Steel Strapping (100' per roll)
EZ-2382	Plastic Sheathing for EZ-2375 Strapping (150' per roll)
EZ-2010*	Bolts to Tie Strapping to Anchor
EZ-2370	Stainless Steel Sling with Straps for 420# Tank
EZ-2730	Anchor Drive Machine
EZ-2741	Anchor Adaptor for Drive Machine

* 2 Bolts needed per anchor, sold as each



NFPA 58 (2024) 6.8.1.6: “Where necessary to prevent flotation due to possible high flood waters around above ground or mounded containers, or high water table for those underground and partially underground, containers shall be securely anchored.”

**Are You Taking A Pump Out of Service?
Before you do, take a moment for some
preventative maintenance.**

Extended Storage Procedures for Pumps

If a pump is removed from service for some time, it must be protected. Propane, butane and anhydrous ammonia all leave the metal “bare” and open to corrosion. Piping and tanks not in service should also be protected.

To protect your out of service pump:

1. Fill or thoroughly flush the pump with a light rust-inhibiting oil. If the pump is flushed with oil, place some desiccant packets inside the pump for added protection.
2. Plug all openings of the pump.
3. Store in a dry location.
4. Before placing the pump back into service, drain the oil and remove all desiccant packets.
5. Refer to the “Operation” section of the Owner’s Manual.

Information courtesy of Corken Pump Owner’s Manual



Underground Gas Line Protection

Shovel Barrier is a 3-in-1 product

- **Protection:** Manufactured with a thick, ratchet-strap like material that can withstand over 3,900 lbs of breaking forces and protect your gas line against rupture from digging tools
- **Warning:** Wide tape, bright yellow color, and large black lettering helps this to stand out when dug up
- **Traceability:** Fully integrated tracer wire allows easy traceability with any line locator

Faster and easier install compared to rolling out two separate lines of caution tape and tracer wire, then positioning them appropriately in the trench

Intrinsically safe product – worth it’s weight in gold to prevent unnecessary emergency calls from homeowners digging in their backyards

Made in the USA



Installation With Shovel Barrier



Customer’s underground PE Pipe receives significant impact, puncture and tear protection

Company profits an average of \$1.00 per foot

Company stocks only one product that has three functions, which simplifies inventory control and ordering.

Company offers and installs a premium product and installation.

Installation Without Shovel Barrier



Customer has NO impact, puncture, or tear protection

Company incurs cost of tracer wire and caution tape, an average of -\$.15 per foot.

Stock needed for two products that provide only two functions.

Company offers only a standard product and installation.

Item #	Description
SB-325	Shovel Barrier, 325' x 5.5"

Shovel Barrier complies with current NFPA 58 standards. Individual users must also comply with federal, state, and local regulations.

TEECO

PRODUCTS, INC.

Corporate Office
16881 Armstrong Avenue
Irvine, CA 92606

Customer Service Locations

Sacramento, CA
(800) 225-6621
FAX (888) 225-6621

Auburn, WA
(800) 426-9456
FAX (888) 426-9456

Rapid City, SD
(800) 843-8660
FAX (888) 843-8660

Dedicated
to Your
Success

Presorted Standard
U.S. Postage
PAID
Newport Beach, CA
Permit No. 373

Order Online, Anytime: www.teecoproducts.com

Inside TEECO

How Do You Use Your Teeco Back Scratcher?

Your Next D&D Campaign...?

Teeco Purchasing Agent, Derek Clements, and his buddies found Teeco's extendable back scratchers useful in their World War II themed Dungeons & Dragons campaign.



What's your clever use for Teeco swag? Email your answer & photo(s) to: mary@teecoproducts.com

Answer to Spring Teeco Topics "Who Is It?"

Jennifer North, Office Coordinator, Teeco Sacramento

Don't let the blonde curls and flowers fool you, this employee is small but mighty and far from dainty! She loves a good challenge. When she was younger she climbed a rock wall at camp while having her broken arm wrapped in a cast, and came out with one of the fastest times of the class! She also loves doing new things. At her first axe throwing adventure she got a first throw bullseye, which no one else in the group was able to accomplish. She's not afraid to pull parts from the warehouse for an order or take charge and get things done quickly for our customers.



Looking For A Great Source Of Product Training Videos?



Teeco's YouTube channel contains over **100** instructional videos, and counting! All feature the high quality propane equipment that we're proud to distribute. These videos can be a great supplement to safety meetings and employee training efforts.

Subscribe to our channel and be notified whenever new videos are added. To find us, go to www.youtube.com, and enter Teeco Products in the search bar. Happy Learning!